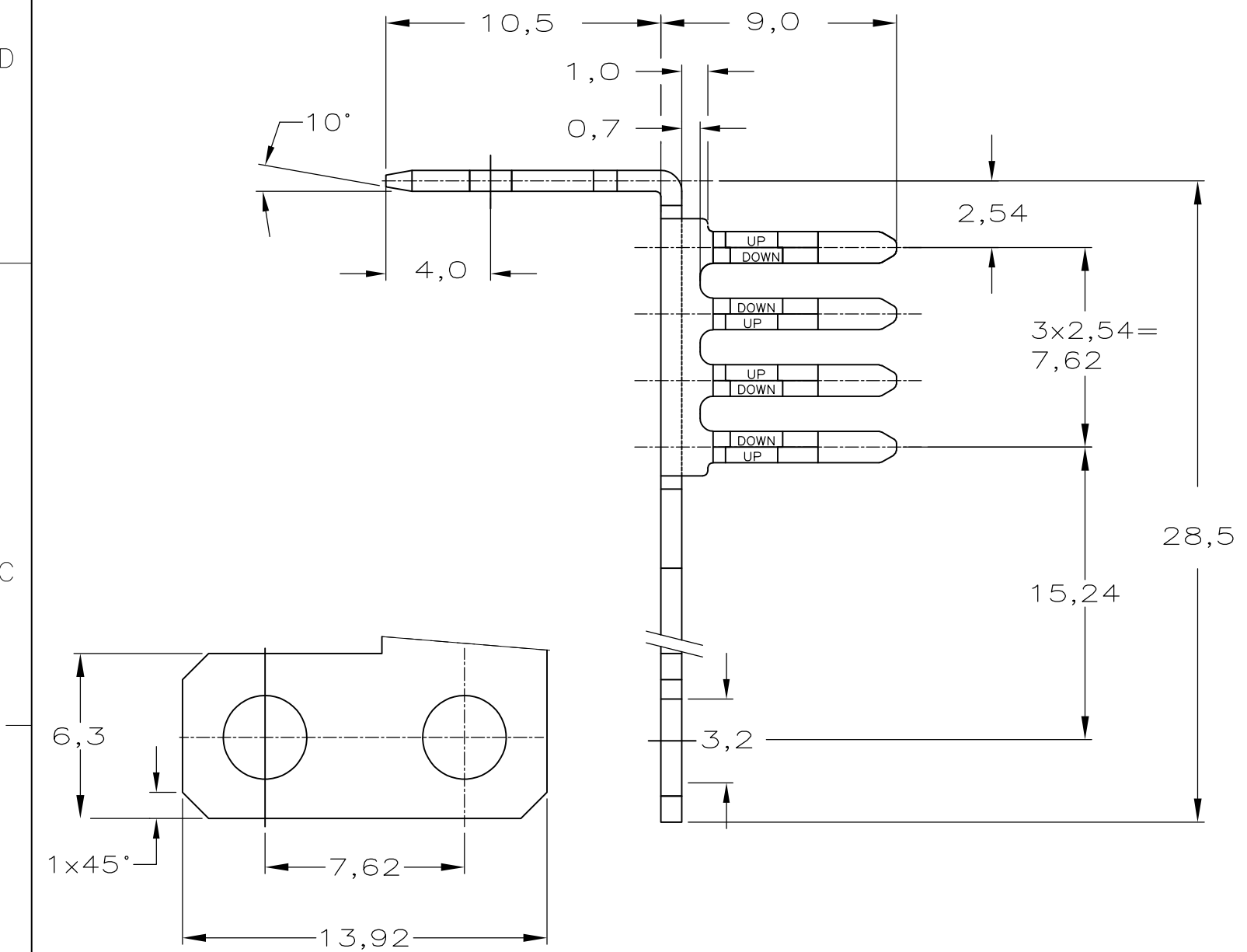


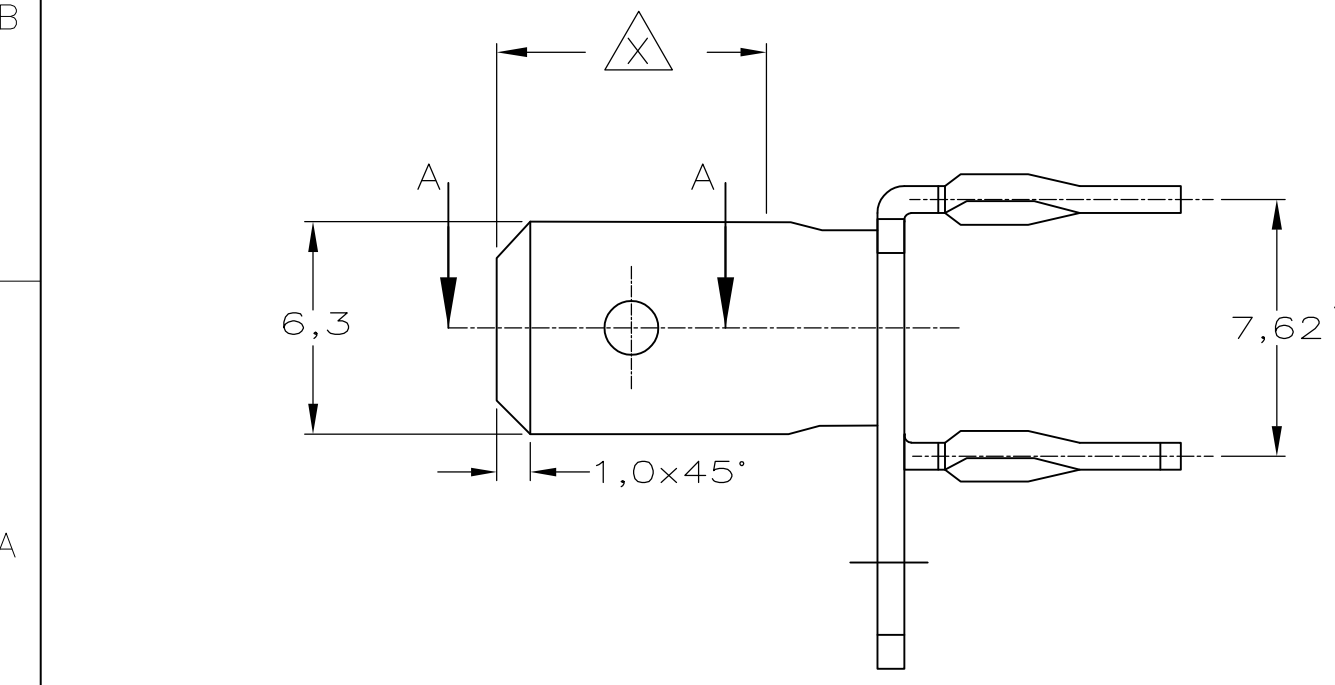
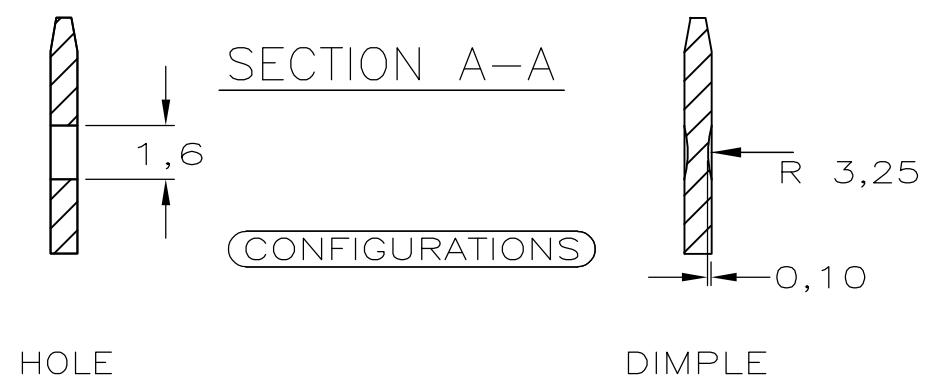
THIS DRAWING IS UNPUBLISHED. RELEASED FOR PUBLICATION
 © COPYRIGHT BY TYCO ELECTRONICS CORPORATION. ALL RIGHTS RESERVED.

LOC	DIST	REVISIONS					
		P	LTR	DESCRIPTION	DATE	DWN	APVD
H	-		E	ECR-05-006211	13JUL05	CJF	JB
			E1	REVISED PER ECO-09-020935	29AUG09	KK	AEG



NOTES:

- ① PHOSPHORBRONZE.
- ② PLATING : AREA △ Sn PLATE TO ASTM B 545. NI UNDERCOAT TO ASTM B 571 ALL OVER
- ③ PLATING : Sn PLATE TO ASTM B 545 AND NI UNDERCOAT TO ASTM B 571 ALL OVER
- ④ QUANTITY PER PACKAGE 1500 PCS.
- ⑤ OBSOLETE PARTS: OBSOLETE CIS STREAMLINING PER D.RENAUD/D.SINISI



		④	②	①	1-215269-2
			②	①	215269-7
			③	①	215269-6
				①	-
			③	①	215269-3
⑤ OBSOLETE			②	①	215269-2
		CONFIGURATION	FINISH	MATERIAL	PARTNUMBER

THIS DRAWING IS A CONTROLLED DOCUMENT.		DWN S.Meeuwssen 15JAN93	Tyco Electronics Corporation s-HertogenBosch, Nederland,	
DIMENSIONS: MM		CHK R.v.Lokven 22JAN93		
TOLERANCES UNLESS OTHERWISE SPECIFIED:		APVD L.v.Soest 26JAN93	NAME	
0 PLC ± -		PRODUCT SPEC 108-19059	8 POS. POWER LINKING TERMINAL WITH ACTION PIN (LEFT HANDED VERSION)	
1 PLC ± -		APPLICATION SPEC	SIZE	CAGE CODE
2 PLC ± -		WEIGHT -	A3	00779
3 PLC ± -			DRAWING NO C-215269	
4 PLC ± -			RESTRICTED TO -	
ANGLES ± -			SCALE 4:1 SHEET 1 OF 1 REV E1	
FINISH -		CUSTOMER DRAWING		