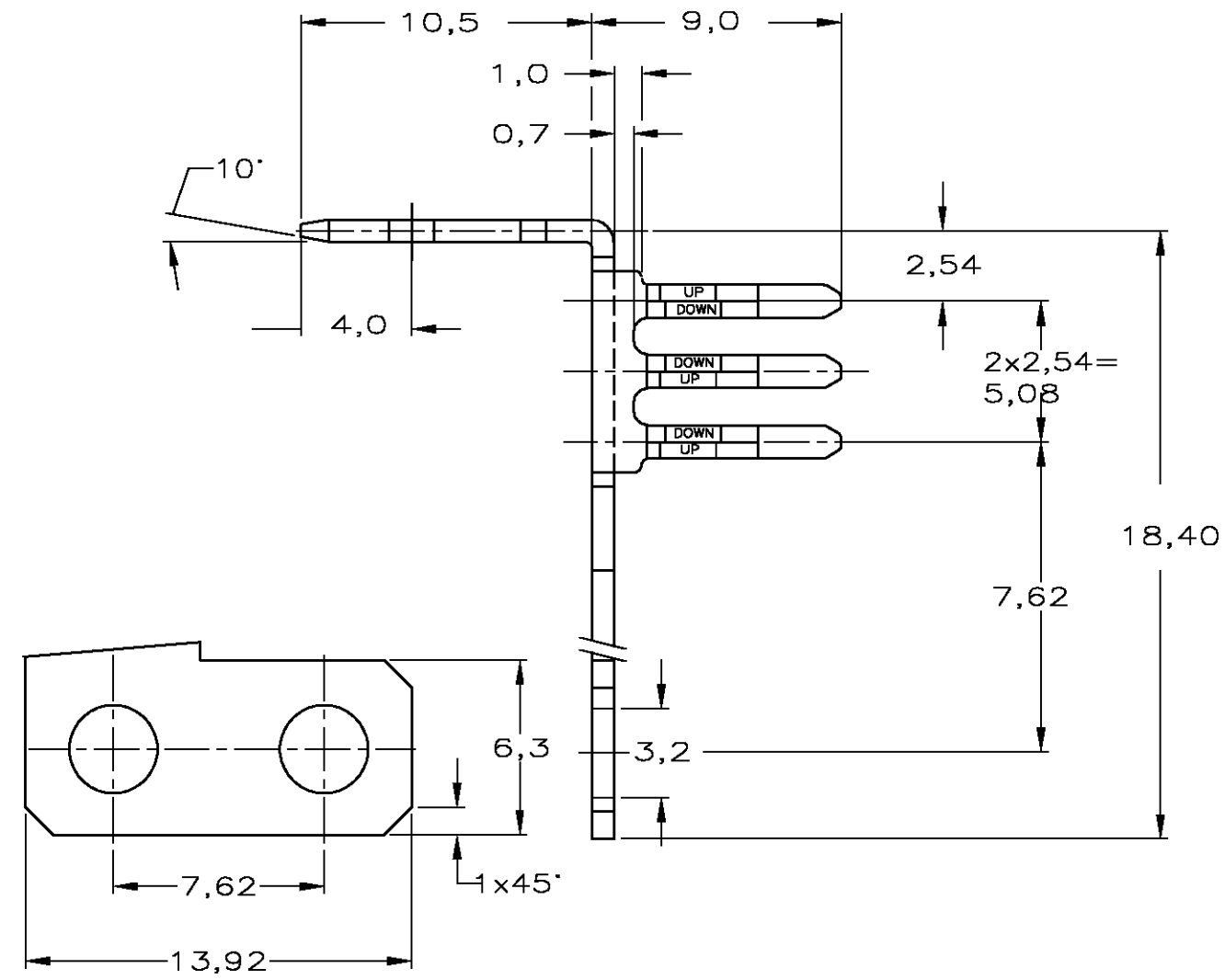


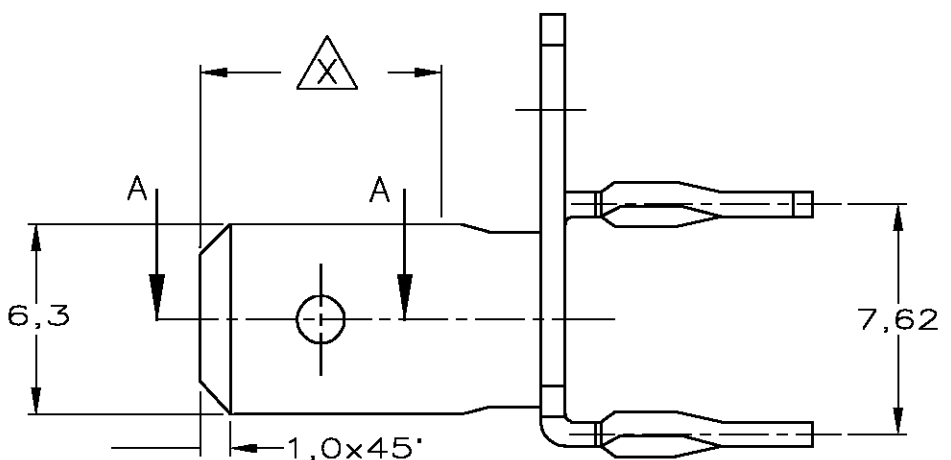
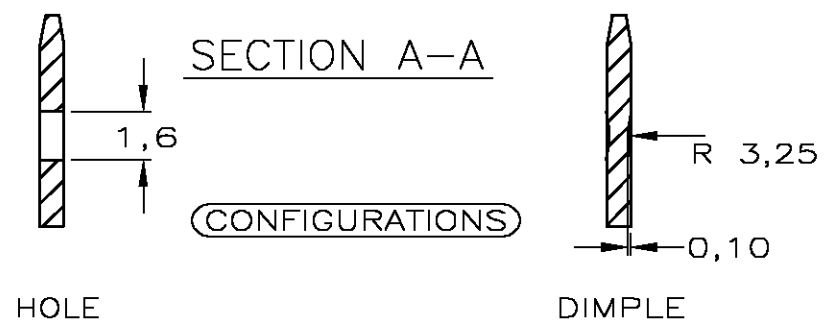
THIS DRAWING IS UNPUBLISHED. RELEASED FOR PUBLICATION
 © COPYRIGHT BY TYCO ELECTRONICS CORPORATION. ALL RIGHTS RESERVED.

LOC	DIST	REVISIONS			
P	LTR	DESCRIPTION	DATE	DWN	APVD
H	-	D	ECR-05-006211	13JUL05	CJF JB



NOTES:

- ① PHOSPHORBRONZE.
- ② PLATING : AREA Δ Sn PLATE TO ASTM B 545. NI UNDERCOAT TO ASTM B 571 ALL OVER
- ③ PLATING : Sn PLATE TO ASTM B 545 AND NI UNDERCOAT TO ASTM B 571 ALL OVER
- ④ QUANTITY PER PACKAGE 2000 PCS.



CONFIGURATION	FINISH	MATERIAL	PARTNUMBER
DIMPLE	④②	①	1-215512-2
HOLE	②	①	215512-7
HOLE	③	①	215512-6
-			-
DIMPLE	③	①	215512-3
DIMPLE	②	①	215512-2

THIS DRAWING IS A CONTROLLED DOCUMENT.		DWN S.Meeuwsen 15JAN93	Tyco Electronics Corporation s-Hertogenbosch, Nederland,		
		CHK R.v.Lokven 22JAN93			
DIMENSIONS: MM 		APVD L.v.Soest	NAME		
TOLERANCES UNLESS OTHERWISE SPECIFIED: 0 PLC ±- 1 PLC ±- 2 PLC ±- 3 PLC ±- 4 PLC ±- ANGLES ±-		PRODUCT SPEC 108-19059	6 POS. POWER LINKING TERMINAL WITH ACTION PIN (RIGHT HANDED VERSION)		
MATERIAL -		APPLICATION SPEC -	SIZE A3	CAGE CODE 00779	DRAWING NO C-215512
FINISH -		WEIGHT -	RESTRICTED TO -		
CUSTOMER DRAWING			SCALE 4:1	SHEET 1 OF 1	REV D