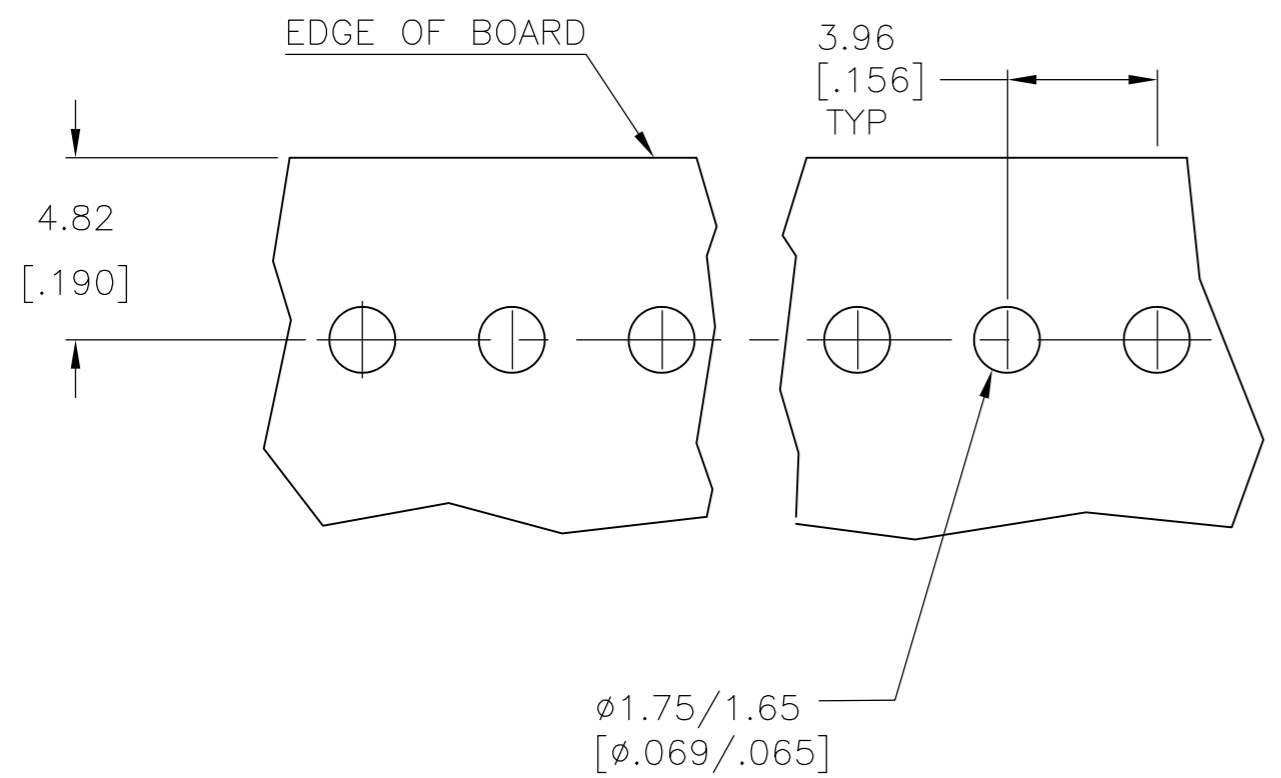
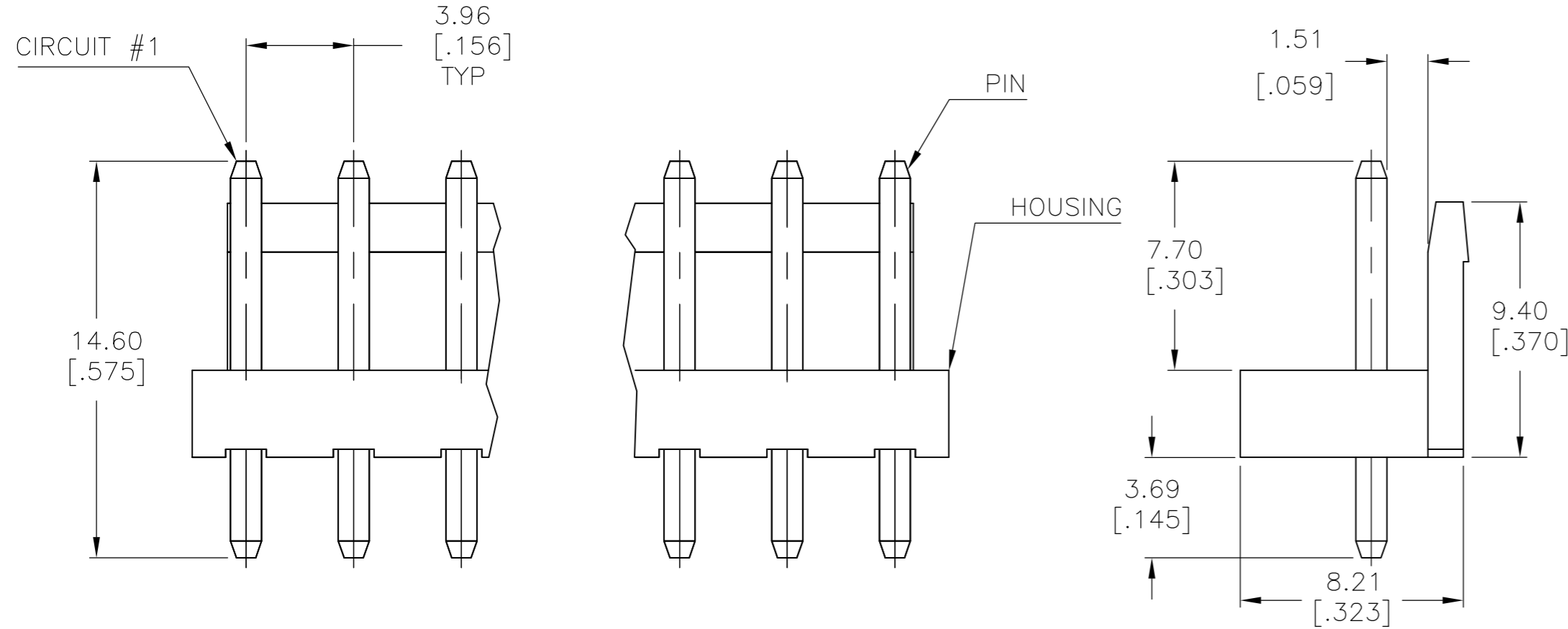
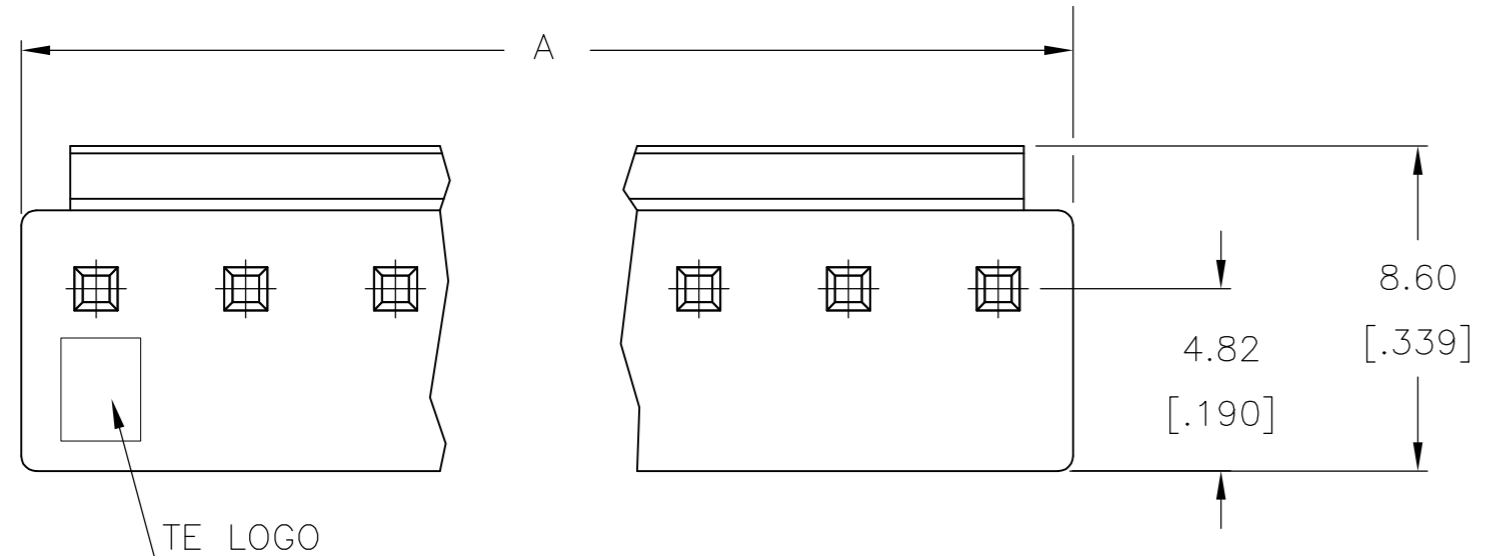


THIS DRAWING IS UNPUBLISHED. RELEASED FOR PUBLICATION  
 © COPYRIGHT By - ALL RIGHTS RESERVED.

REVISIONS				
P	LTR	DESCRIPTION	DATE	APVD
B12		REVISED PER ECR-16-015578	08NOV2016	BDA DC



RECOMMENDED MOUNTING HOLE PATTERN FOR 1.60 [0.063] THICK PC BOARD

- HOUSING MATERIAL: NYLON, UL94 V0, COLOR: NATURAL.
  - PIN MATERIAL: BRASS.
  - PIN PLATING: 0.003 [.000120] MIN TIN OVER 0.001 [.000039] NICKEL.
  - COMPLY WITH GLOW WIRE REQUIREMENTS FOR PARTS OF NON-METALLIC MATERIAL SUPPORTING A CURRENT-CARRYING CONNECTION DETAILED IN IEC 60335-1, SECTION 30 (GWT).
  - SKETCHES SHOW NO PINS MISSING.
- △6 "O" WITH POST  
 "X" WITHOUT POST  
 △7 PRELIMINARY PART - NOT RELEASED FOR PRODUCTION

1	2	3	4	5	6	7	8	9	10	11	12	NO. OF POSITIONS	DIM A	PART NUMBER
0	0	X	0	0	X	0	0					8	31.68 [1.247]	1744524-8
0	0	X	0	0								5	19.80 [0.780]	4-1744524-5
0	X	0	X	0	0	X	0	0				9	35.64 [1.403]	2-1744524-9
0	0	0	X	0								5	19.80 [0.780]	3-1744524-5
0	X	X	X	0								5	19.80 [0.780]	2-1744524-5
0	X	0	X	X	0							6	23.76 [0.935]	1-1744524-6
0	0	X	X	0								5	19.80 [0.780]	1-1744524-5
0	0	0	X	0	X	0						7	27.72 [1.091]	7-1744524-7
0	X	0										3	11.88 [0.468]	4-1744524-3
0	X	0	X	0	X	0	X	0				9	35.64 [1.403]	1-1744524-9
0	X	0	X	0	X	0						7	27.72 [1.091]	8-1744524-7
0	X	0	X	0	X							6	23.76 [0.935]	8-1744524-6
0	X	0	X	0	0							6	23.76 [0.935]	7-1744524-6
0	0	X	0	X	0							6	23.76 [0.935]	6-1744524-6
0	0	0	0	X	0							6	23.76 [0.935]	4-1744524-6
0	X	0	0	0	0							6	23.76 [0.935]	2-1744524-6
0	0	0	0	0	0	X	0	0				9	35.64 [1.403]	1744524-9
0	X	0	0	0	0	0						7	27.72 [1.091]	1744524-7
0	0	0	X	0	0							6	23.76 [0.935]	1744524-6
0	X	0	X	0								5	19.80 [0.780]	1744524-5
0	X	0	0									4	15.84 [0.624]	1744524-4
1	2	3	4	5	6	7	8	9	10	11	12	NO. OF POSITIONS	±0.30 [.012]	PART NUMBER

THIS DRAWING IS A CONTROLLED DOCUMENT.

DIMENSIONS: mm [INCHES]	TOLERANCES UNLESS OTHERWISE SPECIFIED:	DWN: JR RUTH 20MAR13	CHK: TOM MICHIELUTTI 20MAR13	APVD: TOM MICHIELUTTI 20MAR13	NAME: TE Connectivity
0 PLC ±	1 PLC ± 0.5 [.02]	PRODUCT SPEC: 108-5609	APPLICATION SPEC: -	SIZE: A2	CAGE CODE: 00779
2 PLC ± 0.30 [.012]	3 PLC ±	WEIGHT: -	DRAWING NO: 1744524	RESTRICTED TO: -	SCALE: N/A
4 PLC ±	ANGLES ±	CUSTOMER DRAWING	SCALE: N/A	SHEET: 1 OF 1	REV: B12