




Features

- Three phase capacitor network.
- Two terminal style (bare wire or Insulated lead).

Applications

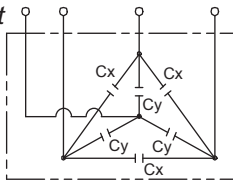
- Suppressing noise occurring in large power systems, such as 3 phase inverters.



3XYG

3XYG-TY

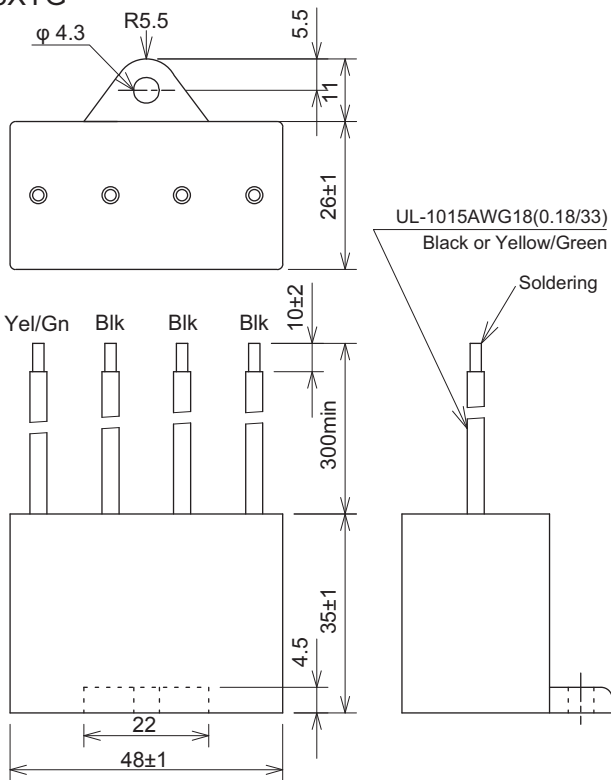
Circuit



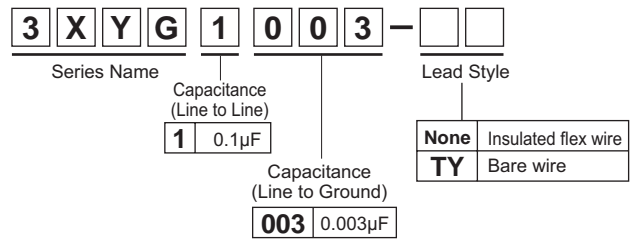
Cx: Line to Line (X capacitor)
Cy: Line to Ground (Y capacitor)

Dimensions

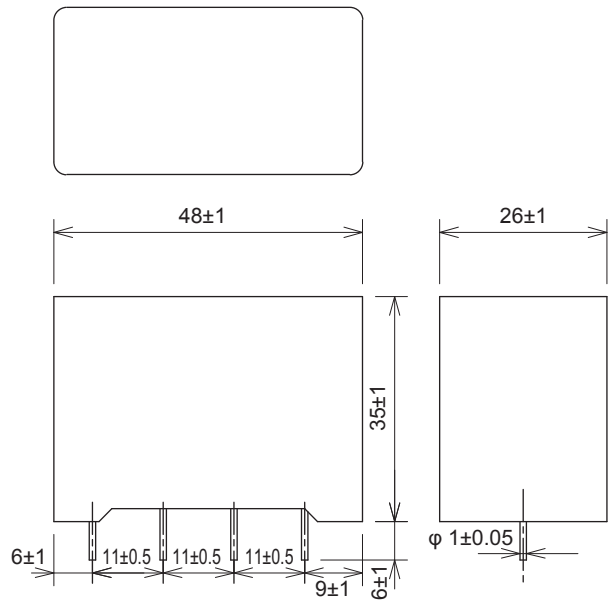
3XYG



Model numbering system



3XYG-TY



Unit: mm

Electrical Specifications

Rated Voltage **440Vac**

Model Number	Capacitance μF±20%	Dissipation Factor	Test Voltage	Insulation Resistance
3XYG1003 (Insulated lead)	X : 0.1μF Y : 0.003μF	X: 0.001 max. Y: 0.01 max. (at 1kHz)	Line to Line 2,000Vac 50/60Hz 60sec	Line to Line X: 10,000MΩ Y: 15,000MΩ (at 100Vdc)
3XYG1003-TY (Bare wire)			Terminal to Case 2,000Vac 50/60Hz 60sec	Terminal to Case 100,000MΩmin. (at 500Vdc)

Operating Temperature: -40~+85°C