

APPENDIX B

推荐焊接区尺寸

Recommended Pad Dimensions

■ 标准焊接区尺寸 Standard Soldering Pad Dimensions

从实际情况上看，最佳焊接区尺寸是不一样的，不过，以下提示的焊接尺寸为推荐的标准值。

The optimum dimension of soldering pad at the time of soldering differs according to conditions, however, the following pad dimensions are recommended as standard.

■ 矩形片状部件 Flat Type Components

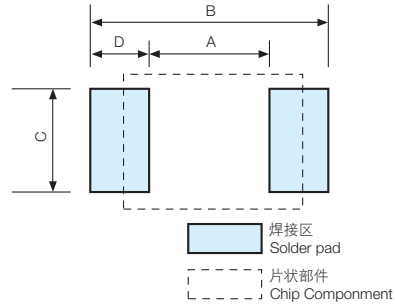
● 用于回流焊接 For Reflow Soldering

型号 Type	形状 Style	尺寸 Dimensions (mm)				
		部件尺寸 Component Size	A	B	C	D
RK73 HV73 SG73 RN73 SR73 LT73 NT73 PT72 LA73 LP73 SDT73 RF73 KL73	1F	0.4×0.2	0.12	0.48	0.18	0.18
	1H	0.6×0.3	0.25	0.7	0.3	0.225
	1E	1.0×0.5	0.5	1.3	0.3	0.4
	1J	1.6×0.8	1.0	2.0	0.6	0.5
	2A	2.0×1.25	1.3	2.5	1.05	0.6
	2B	3.2×1.6	2.2	4.0	1.4	0.9
	2E	3.2×2.5	2.2	4.0	2.3	0.9
	W2H/2H	5.0×2.5	3.3/3.5	6.1/6.3	2.3	1.4
	W3A·3A	6.3×3.1	4.6	8.0	3.0	1.7
	W3A·3A	6.3×3.1	4.6	8.0	3.0	1.7
UR73 UR73D UR73V	1E	1.0×0.5	0.5	1.8	0.5	0.65
	1J	1.6×0.8	0.5	2.5	0.9	1.0
	2A	2.0×1.25	0.8	3.4	1.3	1.3
	2B	3.2×1.6	1.2	4.6	1.8	1.7
	2H (10mΩ~30mΩ)	5.0×2.5	1.8	6.1	2.6	2.15
	2H (33mΩ~100mΩ)		3.3	6.1	2.5	1.4
	3A (10mΩ~30mΩ)	6.3×3.1	2.3	8.0	3.3	2.85
	3A (33mΩ~100mΩ)		4.6	8.0	3.2	1.7
	2B	1.6×3.2	0.7	2.3	3.2	0.8
	2H	2.5×5.0	1.0	3.5	5.0	1.25
WK73 WU73	2J	3.1×4.6	1.6	3.9	4.6	1.15
	3A	3.1×6.4	1.6	3.9	6.3	1.15
	10B	1.0×0.5	0.5	1.3	0.3	0.4
TF	16S, 16A	1.6×0.8	1.0	2.0	0.6	0.5
	B (0.2mΩ)	10.0×8.4	2.2	10.8	9.0	4.30
B (0.75mΩ)	2.8		10.7	8.9	3.95	
B (1mΩ)	3.8		10.7	8.9	3.45	
PS	I	10.0×5.2	5.6	11.0	6.2	2.7
	E	6.4×6.4	1.4	7.6	7.0	3.1
	1E	1.0×0.5	0.2	1.3	0.6	0.55
TLR	2A	2.0×1.25	0.5	2.5	1.3	1.0
	2BN, 2B, 2BW	3.2×1.6	1.4	4.0	1.8	1.3
	2H·2HW (1mΩ)		1.0	6.1	3.0	2.55
	2H·2HW (2mΩ~6mΩ)	5.0×2.5	1.3	6.1	3.0	2.4
	2H·2HW (7mΩ~10mΩ)		3.3	6.1	3.0	1.4
	3A (1mΩ)	6.35×3.18	1.45	7.55	3.83	3.05
	3A (2mΩ)		3.45	7.55	3.83	2.05
	3A (3mΩ)		2.15	7.55	3.83	2.7
	3A (4mΩ)	6.35×3.18	3.45	7.55	3.83	2.05
	3AW (0.5mΩ~0.82mΩ)		0.8	7.55	3.83	3.375
	3AW (1mΩ~4mΩ)		1.45	7.55	3.83	3.05
	3AW (5mΩ~8mΩ)	6.35×3.18	3.45	7.55	3.83	2.05
	3AW (9mΩ, 10mΩ)		4.4	7.55	3.83	1.575
	3AP (0.5mΩ~0.82mΩ)		0.8	7.55	3.83	3.375
	3AP (1mΩ)	6.35×3.18	1.45	7.55	3.83	3.05
	3AP (2mΩ)		1.05	7.55	3.83	3.25
	3AP (3mΩ~4mΩ)		1.45	7.55	3.83	3.05
	3AP (5mΩ~8mΩ)	6.35×3.18	3.45	7.55	3.83	2.05
	3AP (9mΩ, 10mΩ)		4.4	7.55	3.83	1.575
	3AP (9mΩ, 10mΩ)		4.4	7.55	3.83	1.575
TLRH	2A	2.0×1.25	0.5	2.5	1.3	1.0
	3AW	6.3×3.2	4.4	7.5	3.7	1.55
TSL	1	6.3×3.1	3.4	8.0	3.0	2.3
	07, W07	5.0×2.5	2.3	7.0	2.6	2.35
SL	1, W1	6.3×3.1	3.4	8.0	3.0	2.3
	2	11.5×7.0	5.4	15.0	5.0	4.8
SLN	2, 3	11.5×7.0	5.0	15.0	6.0	5.0
LFC, KL	32	3.2×2.5	2.2	5.0	2.0	1.4
KQT KQ KQC	0402	1.0×0.5	0.46	1.18	0.66	0.36
	0603	1.6×1.0	0.8	2.0	1.02	0.6
	0805	2.0×1.5	0.76	2.8	1.78	1.02
	1008	2.5×2.2	1.27	3.31	2.54	1.02
CCF	1N	6.0×2.5	3.0	7.2	2.8	2.1
	1F	6.0×2.5	3.2	8.8	5.0	2.8
CCP	2E	3.2×2.5	2.2	5.0	2.0	1.4
	2B	3.2×1.6	2.2	5.0	1.4	1.4
NV73 NV73DL	1H	0.6×0.3	0.25~0.35	0.65~0.95	0.25~0.35	0.2~0.3
	1E	1.0×0.5	0.51	1.73	0.51	0.61
	1J	1.6×0.8	1.0	3.0	1.0	1.0
	2A	2.0×1.25	1.2	4.0	1.2	1.4
	2B	3.2×1.6	2.2	5.0	1.3	1.4
NV73DS	2E	3.2×2.5	2.2	5.0	2.2	1.4
	2J	4.5×3.2	3.0	5.8	2.9	1.4
	2L	5.7×5.0	4.5	7.5	4.7	1.5
UR73VD	2B (10m~13m)	3.2×1.6	0.7	4.4	1.6	1.85
	2B (15m)		0.9	4.4	1.6	1.75
	2B (16m~20m)		1.0	4.4	1.6	1.7
	2B (22m~27m)		1.1	4.4	1.6	1.65

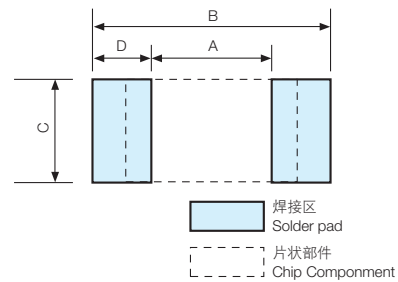
● 用于波峰焊 For Flow Soldering

型号 Type	形状 Style	尺寸 Dimensions (mm)				
		部件尺寸 Component Size	A	B	C	D
RK73 HV73 SG73 RN73 SR73 LT73 NT73 LA73 LP73 SDT73 RF73 KL73	1E	1.0×0.5	0.5	1.5	0.5	0.5
	1J	1.6×0.8	1.0	2.4	0.8	0.7
	2A	2.0×1.25	1.3	3.1	1.25	0.9
	2B	3.2×1.6	2.2	4.4	1.6	1.1
	2E	3.2×2.5	2.2	4.4	2.5	1.1
	W2H/2H	5.0×2.5	3.3/3.5	6.1/6.3	2.5	1.4
	W3A·3A	6.3×3.1	4.6	8.0	3.2	1.7
	1E	1.0×0.5	0.5	1.8	0.5	0.65
	1J	1.6×0.8	0.5	2.5	0.9	1.0
	2A	2.0×1.25	0.8	3.4	1.3	1.3
UR73 UR73D UR73V	2B	3.2×1.6	1.2	4.6	1.8	1.7
	2H (10mΩ~30mΩ)	5.0×2.5	1.8	6.1	2.6	2.15
	2H (33mΩ~100mΩ)		3.3	6.1	2.5	1.4
	3A (10mΩ~30mΩ)	6.3×3.1	2.3	8.0	3.3	2.85
	3A (33mΩ~100mΩ)		4.6	8.0	3.2	1.7
	TF	10B	1.0×0.5	0.5	1.5	0.5
16S, 16A, 16VN		1.6×0.8	1.0	2.4	0.8	0.7
NV73 NV73DL	1J	1.6×0.8	1.0	3.0	1.0	1.0
	2A	2.0×1.25	1.2	4.0	1.2	1.4
	2B	3.2×1.6	2.2	5.0	1.3	1.4
	2E	3.2×2.5	2.2	5.0	2.2	1.4
NV73DS	2J	4.5×3.2	3.0	5.8	2.9	1.4
	2L	5.7×5.0	4.5	7.5	4.7	1.5
CCF	1N	6.0×2.5	3.0	7.2	2.8	2.1
	1F	6.0×2.5	3.2	8.8	5.0	2.8
UR73VD	2B (10m~13m)	3.2×1.6	0.7	4.4	1.6	1.85
	2B (15m)		0.9	4.4	1.6	1.75
	2B (16m~20m)		1.0	4.4	1.6	1.7
	2B (22m~27m)		1.1	4.4	1.6	1.65

● 用于回流焊接 For Reflow Soldering



● 用于波峰焊 For Flow Soldering



※ 焊接区尺寸只作参考标准，不能保证其特性，在使用前请确认。

These pad dimensions are only for standard pattern and the characteristics are not guaranteed, which you are suggested to confirm before use.

本样本手册中记载的产品规格如有变更，恕不一一奉告。订购及使用之前，请仔细确认规格表的内容。

用于车载设备、医疗设备、航空设备以及其他涉及人身安全、或可能引起重大损失的设备上时，请务必先与我司联系。这些产品在这类用途中出现故障或失灵可能导致人身事故或严重损坏。

Specifications given herein may be changed at any time without prior notice. Please confirm technical specifications before you order and/or use.

Contact our sales representatives before you use our products for applications including automobiles, medical equipment and aerospace equipment.

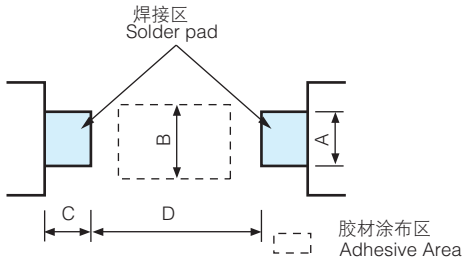
Malfunction or failure of the products in such applications may cause loss of human life or serious damage.

Mar. 2015

www.koaglobal.com

■ Melf型部件 Melf Type Components

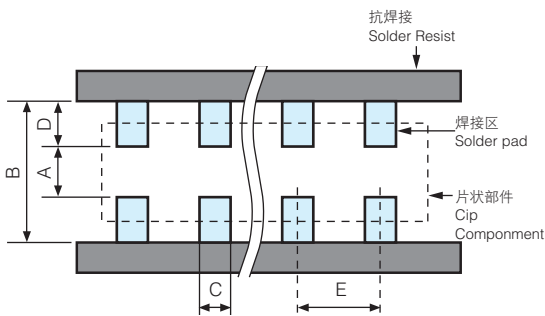
● 用于波峰焊 For Flow Soldering



型号 Type	形状 Style	尺寸 Dimensions (mm)				
		部件尺寸 Component Size	A	B	C	D
RD41	2A · 10	2.0×1.25	1.3	1.3	2.0	1.3
RN41	2ES · 12M	3.5×1.40	1.5	2.2	1.5	2.0
RM41	2D · 20	3.2×1.55				
MLT	2E · 25	5.9×2.2	2.0	3.0	3.0	4.0
CC	2H					

■ 网络电阻器 (贴片) Others

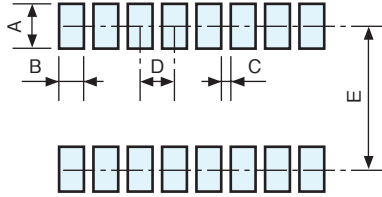
● 用于回流焊接 For Reflow Soldering



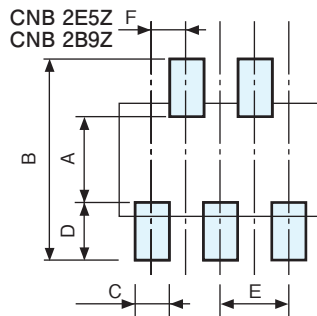
型号 Type	形状 Style	尺寸 Dimensions (mm)					
		部件尺寸*1 Component Size	A	B	C	D	E
CN	1H2N	0.8×0.6	0.3	1.0	0.3	0.35	0.5
	1H4N	1.4×0.6			0.2		0.4
	1E2K	1.0×1.0	0.5	1.5	0.4	0.5	0.67
	1E4K	2.0×1.0			0.3		0.5
	1JA/K	(0.8×n)×1.6	1.0	2.6	0.4	0.8	0.8
	1F8K	3.8×1.6	1.0	3.0	0.3	1.0	0.5
	2B4A	5.1×3.1	2.1	4.1	0.9	1.0	1.27
	1E	(0.5×n)×1.0	0.5	1.5	0.3	0.5	0.5
	1J	(0.8×n)×1.6	0.8	2.6	0.4	0.9	0.8
	2A	(1.27×n)×2.0	1.0	3.0	0.65	1.0	1.27
2B	(1.27×n)×3.2	2.2	4.2	0.65	1.0	1.27	
CND	1J10K	3.2×1.6	0.9	2.6	0.4	0.85	0.64
	2B10	6.4×3.1	2.1	4.1	0.6	1.0	1.27
CNN	2A2	2.54×2.0	1.2	2.8	0.6	0.8	1.27

*1 n: 素数 n: Number of Resistors

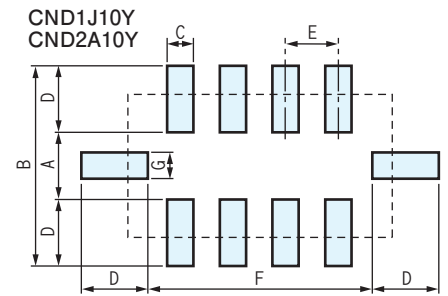
MRGF16



型号 Type	尺寸 Dimensions (mm)					
	部件尺寸 Component Size	A	B	C	D	E
MRGF16	11.0×7.7	1.27	0.76	0.51	1.27	7.62

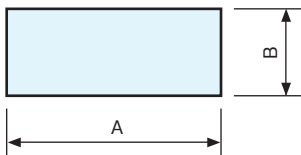


型号 Type	尺寸 Dimensions (mm)							
	部件尺寸 Component Size	A	B	C	D	E	F	G
CND 1J10Y	3.2×1.6	0.9	2.3	0.3	0.7	0.635	2.45	0.4
CND 2A10Y	4.0×2.1	1.0	3.0	0.4	1.0	0.8	3.4	0.4
CNB 2E5Z	3.2×2.5	1.7	3.9	0.5	1.1	1.0	0.5	—
CNB 2B9Z	6.4×3.2	2.4	4.6	0.5	1.1	1.3	0.65	—



■ 其他 Others

● 用于回流焊接 For Reflow Soldering



型号 Type	尺寸 Dimensions (mm)	
	A	B
RCS	4.1~4.3	1.4~1.6
RCT	2.9~3.1	1.05~1.25
RCU	2.5~2.7	0.6~0.8
RCW	4.1~4.3	1.4~1.6

※ 焊接区尺寸只作参考标准, 不能保证其特性, 在使用前请确认。

These pad dimensions are only for standard pattern and the characteristics are not guaranteed, which you are suggested to confirm before use.